

# KCP BASIC MODEL Vacuum Series

Degree of vacuum 0~94kPa or higher  
 Motor output 2.2~5.5kW  
 Capacity 0~308m<sup>3</sup>/h



### Applicable Models

KCP100-V  
 KCP150D-V  
 KCP150D-VH  
 KCP250D-V

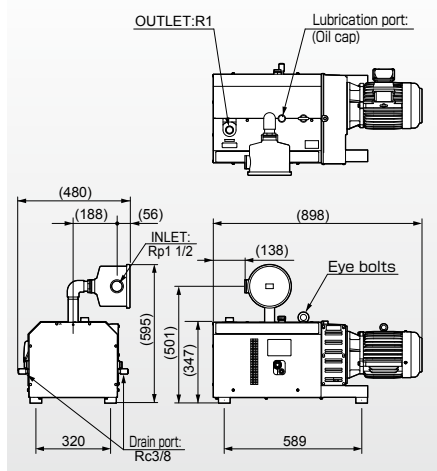


Model	Standard Models		High Vacuum Models		
	KCP150D-V-01A	KCP250D-V-01A	KCP100-V-01A	KCP150D-VH-01A	
Motor output	kW	3.7 (5 HP)	5.5 (7.5 HP)	2.2 (3 HP)	3.7 (5 HP)
Capacity (50/60Hz) ※ 1	m <sup>3</sup> /h	158/192 (113 CFM)	256/308 (181 CFM)	96/117 (69 CFM)	158/192 (113 CFM)
	m <sup>3</sup> /min	2.6/3.2	4.3/5.1	1.6/2.0	2.6/3.2
Continuous operating vacuum ※ 2	kPa	0 ~ 80 (24" HgV)		0 ~ 94 (28" HgV)	60 (18" HgV) ~ 94 (28" HgV)
Ultimate vacuum (50/60Hz) ※ 2	kPa	90/94 or higher		90/94 or higher	
Operating noise level (50/60Hz) ※ 3	dB	76/78	80/81	74/75	78/82
Piping connection size		Rp1 1/2	Rp2	Rp1 1/2	Rp1 1/2
Mass	kg	155	225	130	155
Motor	Rated voltage and frequency ※ 4	Three-phase 200V-50/60Hz 220V-60Hz			
	Output, Number of units	3.7kW · 2P × 1Unit	5.5kW · 2P × 1Unit	2.2kW · 2P × 1Unit	3.7kW · 2P × 1Unit
Working environment	Specifications	Top Runner compliant high efficiency motors.			
	Place of installation	Indoors			
	Allowable ambient temperature ※ 5	0 ~ 40			
	Allowable ambient humidity	65 ± 20%RH(JIS Z8703)			
	Max. Operating Environment ※ 6	1000			
Accessory		Hour meter / Intake filter			
Optional equipment		Vacuum controller, pressure gauge, casters (Not including KCP250D.)			
Inverter control		possible.			

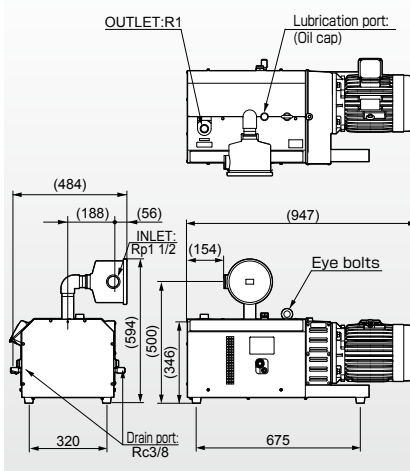
※ 1 This is the designed flow rate based on the cylinder volume of the pump. Confirm the actual flow rate based on the pressure-flow diagram. ※ 2 Under ambient pressure of 1 atm. When operating at high elevations, there will be a difference in operating pressure from operation at a location under 1 Atm of pressure. The calculation to measure the ultimate vacuum while operating at other elevations is as follows: Ultimate Vacuum Under Pressure (simplified) [ kPa ] = Specified Ultimate Degree of Vacuum [kPa] - Altitude [ m ] × 0.0115 [ kPa/m ] ※ 3 Noted operating noise level is when using an ORION motor. ※ 4 The power supply voltage must not have intermittent fluctuations greater than 10%, or 5% if fluctuations are sustained. ※ 5 If the pump is started where the ambient temperature is around 0 °C, a high frequency noise may be heard. The noise will naturally go away in a short time and does not indicate abnormal operation. If a high pitch noise continues for more than 30 minutes, consult with your dealer or a qualified repair person. ※ 6 Please consult with ORION if the unit is to be operated at an elevation above 1,000 m.

## KCP Vacuum Series External Dimensions

KCP100-V-01A

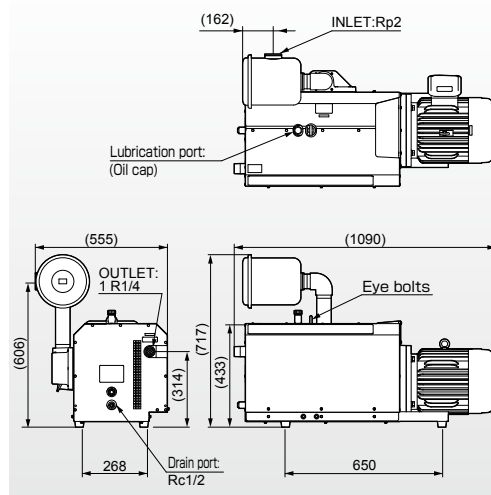


KCP150D-V-01A



KCP150D-VH-01A

KCP250D-V-01A



**Premier Fluid Systems**  
 Canadian Home of Travaini Pumps

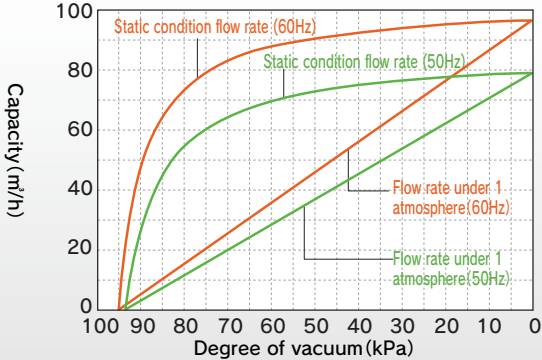
4161 Morris Dr. - Unit 5 \* Burlington \* Ontario \* L7L 5L5 \* Website: [www.pfspumps.com](http://www.pfspumps.com)  
 Tel: 1-800-461-2611 or 905-637-2611 \* Fax: 905-333-4722 \* email: [info@pfspumps.com](mailto:info@pfspumps.com)

# KCP BASIC MODEL Vacuum Series

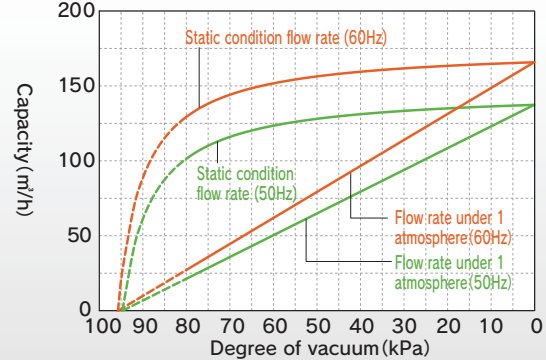
**Power Graphs** ※ Do not operate at the conditions indicated by the dashed pressure and flow rate lines. Operating condition: 20°C

Vacuum Pump

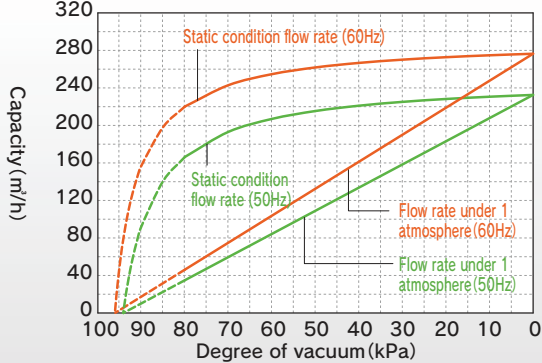
KCP100-V-01A



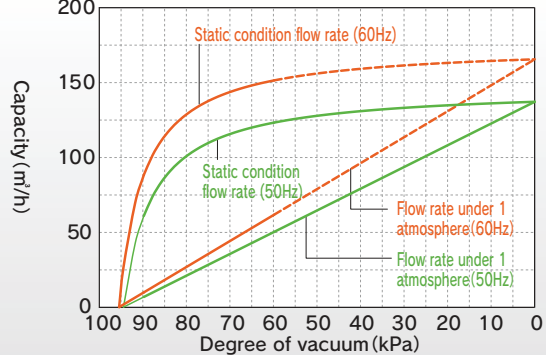
KCP150D-V-01A



KCP250D-V-01A



KCP150D-VH-01A (High Vacuum Models)



## Features

- Oil free operation
- Dry claw type
- Vaneless
- High efficiency (non-contact) rotor
- Consumes less energy
- Low noise
- Provides economical clean dry air
- Improved low level of maintenance

## Applications

- General industrial
- Medical
- Wood working
- Packaging
- Process evacuation
- Water, wastewater
- Dairy
- Pharmaceutical
- Refrigeration equipment
- Compressed air equipment



**Premier Fluid Systems**  
Canadian Home of Traviini Pumps

4161 Morris Dr. - Unit 5 \* Burlington \* Ontario \* L7L 5L5 \* Website: [www.pfspumps.com](http://www.pfspumps.com)  
Tel: 1-800-461-2611 or 905-637-2611 \* Fax: 905-333-4722 \* email: [info@pfspumps.com](mailto:info@pfspumps.com)