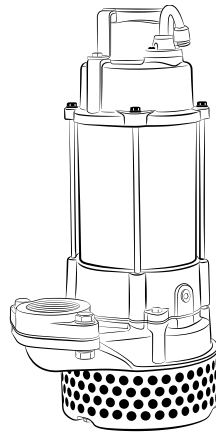
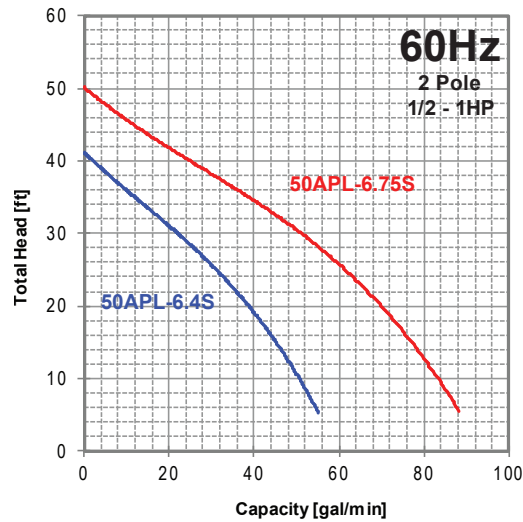


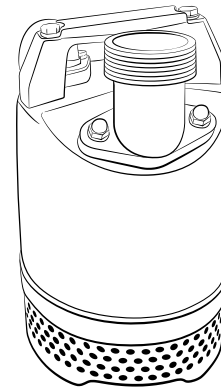
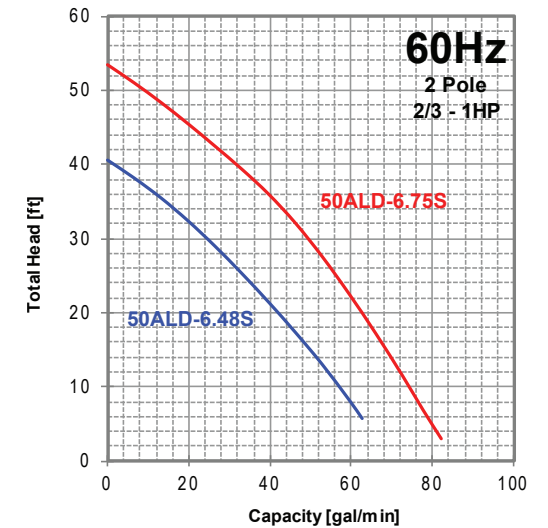
# APL

An extremely reliable and durable trash pump. Built to withstand rigorous dewatering applications of water containing sands and solids.



# ALD

A dependable and versatile dewatering pump. These pumps fit where others don't, to get the job done.



|                       | 50APL-6.4S | 50APL-6.75S |
|-----------------------|------------|-------------|
| Motor(Hp)             | 1/2        | 1           |
| Voltage(V)            | 115        | 115         |
| Phase                 | Single     | Single      |
| Hertz(Hz)             | 60         | 60          |
| RPM                   | 3400       | 3400        |
| Rated Current @115V   | 5.4        | 9.9         |
| Discharge Connection  | 2"         | 2"          |
| Solids Passage        | 1/4"       | 1/2"        |
| Std. Cable Length(ft) | 30         | 30          |
| Height                | 14" 5/8    | 16" 7/8     |
| Diameter              | 8" 7/8     | 9" 5/8      |
| Shipping Weight(lbs)  | 29         | 37          |

|                       | 50ALD-6.48S | 50ALD-6.75S |
|-----------------------|-------------|-------------|
| Motor(Hp)             | 2/3         | 1           |
| Voltage(V)            | 115         | 115         |
| Phase                 | Single      | Single      |
| Hertz(Hz)             | 60          | 60          |
| RPM                   | 3400        | 3400        |
| Rated Current @115V   | 5.7         | 9.6         |
| Discharge Connection  | 2"          | 2"          |
| Solids Passage        | 1/4"        | 1/4"        |
| Std. Cable Length(ft) | 30          | 50          |
| Height                | 12"         | 12" 7/8     |
| Diameter              | 7" 1/2      | 7" 1/2      |
| Shipping Weight(lbs)  | 23          | 28          |